

**ESOGETIC LETTERS**  
**Change of Times**  
**Esogetic Letter Special Edition**  
**for our Therapists**  
**Spring 2022**

Editor:  
Förderkreis der Esogetischen  
Medizin nach Peter Mandel e. V.

Interessengemeinschaft der  
diplomierten Therapeutinnen  
und Therapeuten der  
Esogetischen Medizin/  
Farbpunktur nach Peter Mandel

IAEC – International Association  
of Esogetic Colorpuncture

in collaboration mit  
ESOGETICS GmbH



The greatest care has been taken in the composition of this document with regard to the accuracy of the information contained herein.

Many of our therapeutic procedures and their effects are based exclusively on the empirical knowledge of naturopathy. Medical diagnoses and courses of treatment, especially treatment methods and their effects, are highly individual and different. For this reason, a successful treatment cannot be foreseen or guaranteed. As a precautionary measure, we therefore point out that we make this clear in the content we present with the help of the subjunctive. The word "may" therefore indicates, in the sense of an assumption or presumption, a mere possibility, the existence of which is uncertain and can be described as "perhaps" or "possibly". We therefore point out that, with regard to a possible success of treatment and the suitability of a therapy, these terms should not be understood in the sense of a promise of healing.

Please always keep in mind that certain diseases and strains are less or not suitable for self-treatment. We would like to expressly point out that before self-treatment with our products, especially in the home environment, it is advisable to consult your doctor or alternative practitioner. The author and publisher of this brochure are in no way liable for damages or consequences arising from the use of this brochure.

**Förderkreis der Esogetischen Medizin  
nach Peter Mandel e.V.**

Hildastraße 8  
76646 Bruchsal  
Tel. 07251-800135

**Peter Mandel Stiftung  
für Esogetische Medizin**

Hirschmattstrasse 16  
6003 Luzern  
Tel. 041-420 58 36  
[www.peter-mandel-stiftung.ch](http://www.peter-mandel-stiftung.ch)

**ESOGETICS GmbH**

Hildastraße 8  
76646 Bruchsal  
Tel. 07251-8001-0  
[info-de@esogetics.com](mailto:info-de@esogetics.com)  
[www.esogetics.com](http://www.esogetics.com)

**ESOGETICS GmbH – Niederlassung**

Hirschmattstrasse 16  
6003 Luzern  
Tel. 041-420 58 36  
[info-ch@esogetics.com](mailto:info-ch@esogetics.com)  
[www.esogetics.com](http://www.esogetics.com)

**All materials, contributions and illustrations are protected by copyright. Use and reprint –  
even excerpts – require written permission. © Copyright by Peter Mandel +  
Internationales Mandel-Institut für Esogetische Medizin**

Once again the Earth, which is the home of humanity, is disappearing in a vortex of “evil” and thus fear.

Suddenly there is a change of times that we would not have been able to anticipate in this form.

It is not only the fear of an escalating war, which the “evil” (in the embodiment of an insane person) is bringing into the world at this moment. It is also the fueling of fear in general, which has always been an instrument of the “rulers”, because they are convinced that the populace has to follow their ludicrous opinions.

These people have the goal to achieve absolute power, and we should ask ourselves “to what purpose?”

All human beings are mortal and one cannot shake the impression that many folks (politicians, oligarchs, religious leaders and others) have forgotten this absolute truth.

Let us just recall the “fueling of the panic” these last couple of years, which has been triggered through the so-called Covid pandemic. It has tremendously damaged our children and that keeps going.

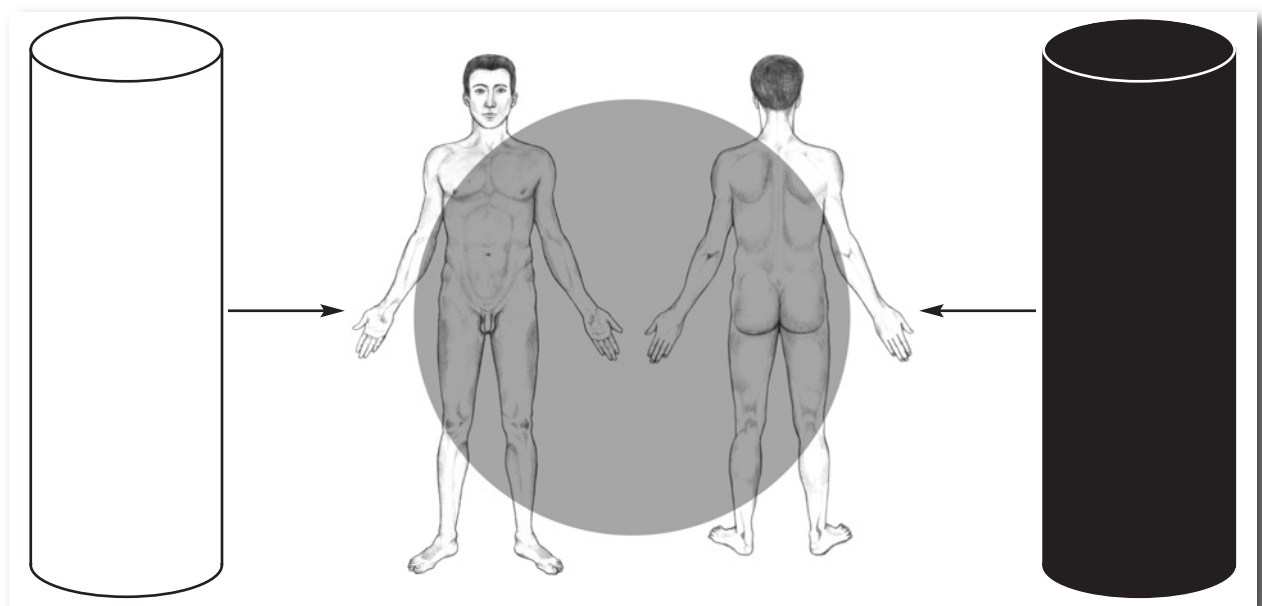
Or as previously mentioned the fear of war, which keeps spreading due to the unfortunate events in the Ukraine.

Let us also keep in mind the fear that has been experienced and carried along from childhood. These old memories are being touched and churned up through the outer confrontation.

The two ancient pillars of life are also called the “Pillars of Solomon”. They are representing the absolute polarities of life.

Life in the way I am talking about it is moving between these two poles of fear and love.

The following symbolism is important to have a look at:



**Love corresponds to the “indivisible white” and thus light. Fear corresponds to the “indivisible black” and thus darkness.**

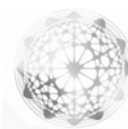
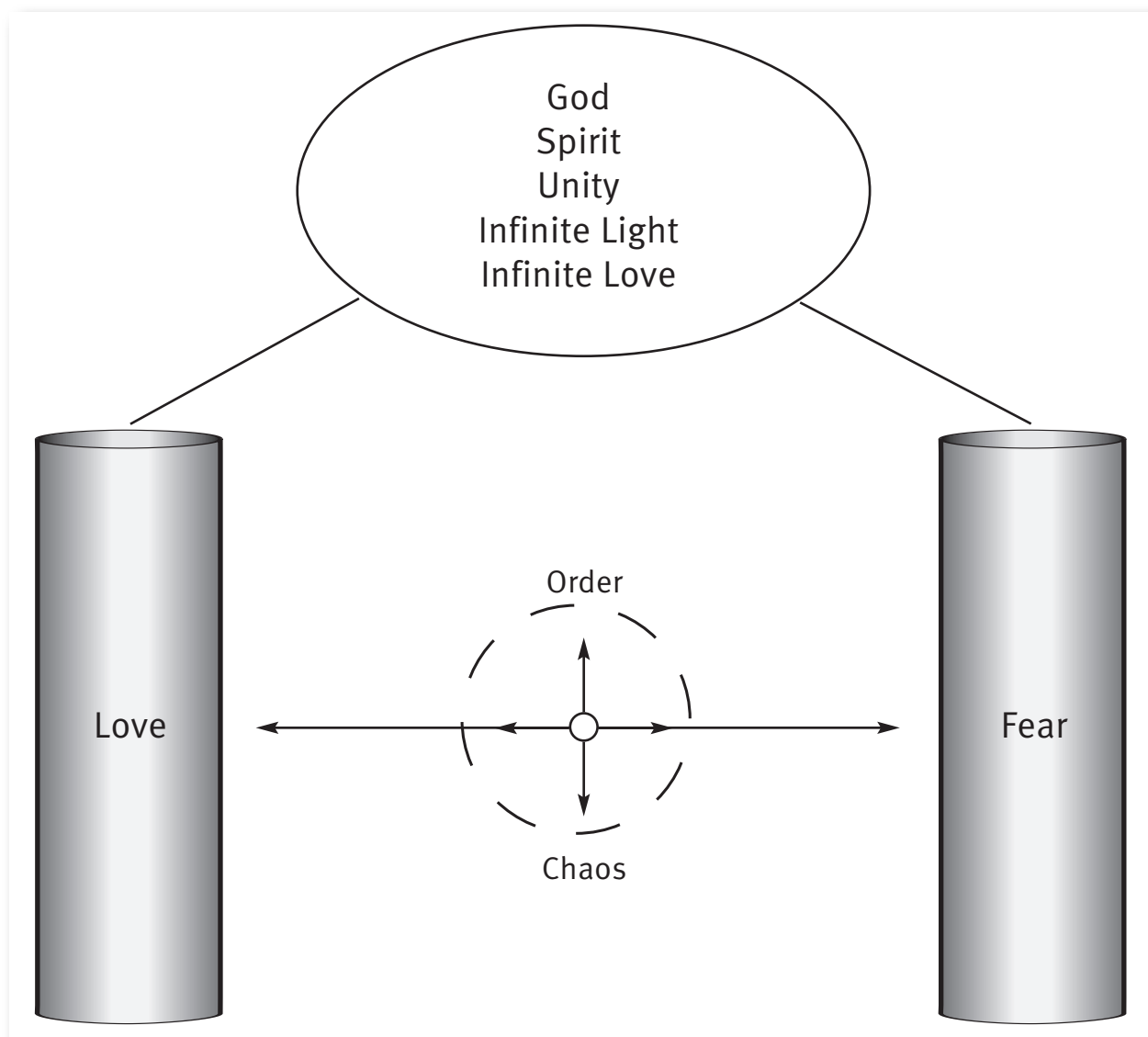
These two are the fabric that the world has been made of. The human being stands between the pillars as the “product of love and fear”.

When the “indivisible white” is touching the “indivisible black”, the “original gray” is the result, and it gives rise to this dimension and thus life.

“Being in the middle”, “to find ones middle” or “to center” is the recommendation of many life coaches. They knew that an excess of love is generating an excess of fear and reverse-ly.

To have a seat in the middle of the swing of life and to assert oneself is the task that we polar beings are confronted with and it is quite difficult.

I believe that we are carrying the trinity of **unity, love and fear** within.



The terms “love” and “fear” correspond to the polar terms “light” and “darkness”, “plus” and “minus”. “Yin” and “Yang” and others. They are symbols or images within an individual’s living space.

We are talking about love or fear, yet everybody has a completely different interpretation. As symbols these terms are representing the absolute pillars of life. On one hand the “burning love” and on the “freezing in the coldness of fear”. Putting the feelings and emotions aside, which love and fear are evoking in a person, we can make a brief list of the qualities of the two poles.

### LOVE:

The absolute cosmic energy that carries the Spirit/God. The infinite Light, also called “God’s Love”.

There different terms to organize the concept of “love”: Neighborly love, marital love, fondness of children and more. Many people have written about love - or have rather paraphrased it - like Paulus in his first letter to the Corinthians 13:1:

*“If I speak in the tongues of men or of angels, but do not have love, I am only a resounding gong or a clanging cymbal... And now these three remain: faith, hope and love. But the greatest of these is love.”*

Love is suppressed by fear.

### FEAR:

Again: Love is more than fear.

The belief in love creates the world, fear destroys it.

Fear is the separation from the original trust, and it is representing the polarity to love. Fear closes the door to one's own heart, one's own love. If there is fear, love cannot be reflected. Fear generates

**rage – wrath – violence – intolerance – killing.**

Fear is not exclusively negative, just as the term “love” is not always positive. When we say that there is “light in the darkness”, then there is love within the fear in this world and vice versa.

Of course there are many ways, in which we modern people can be triggered into terror and panic. We have been increasingly observing this type of stress in our patients in the most diverse ailments, and I believe that the often encountered resistance to therapy in some severely ill individuals may have its origin here.



The extensive therapeutic tool chest of Esogetic Medicine offers so many options to resolve the sometimes strongly fixed blockages of fear.

No matter whether we feel healthy or are sick, the following treatments may be used time and again.

**In this time in which we have to live, there is so much that is sublime and beautiful, and we should remember that again.**

My Esogetic Medicine has many tried protocols that may be used in fear syndromes, but also when we are sensing deep anxiety in regard to the world that surrounds us.

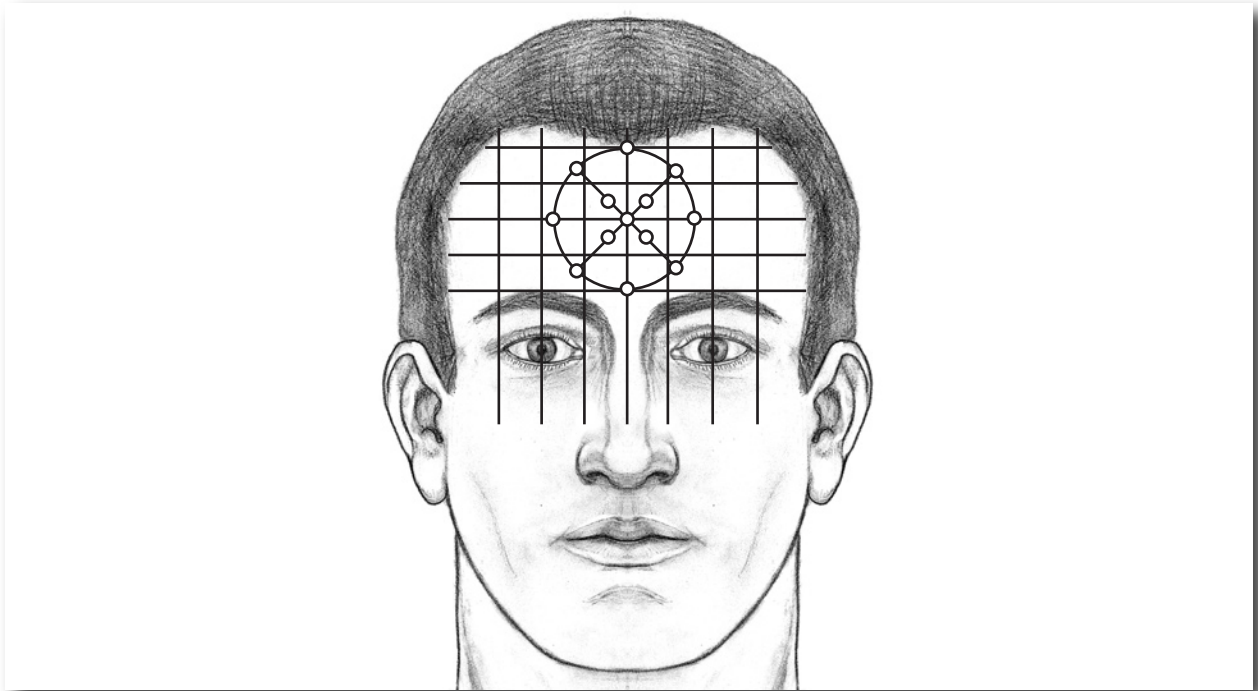
This protocol is based on the Esogetic pain clock. Afterwards I shall introduce an application, which is able to activate the opposite of fear in us, “openness and expansion” and thus “love”.

We have to consider three levels of the pain clock.

The following diagrams will make that more clear.



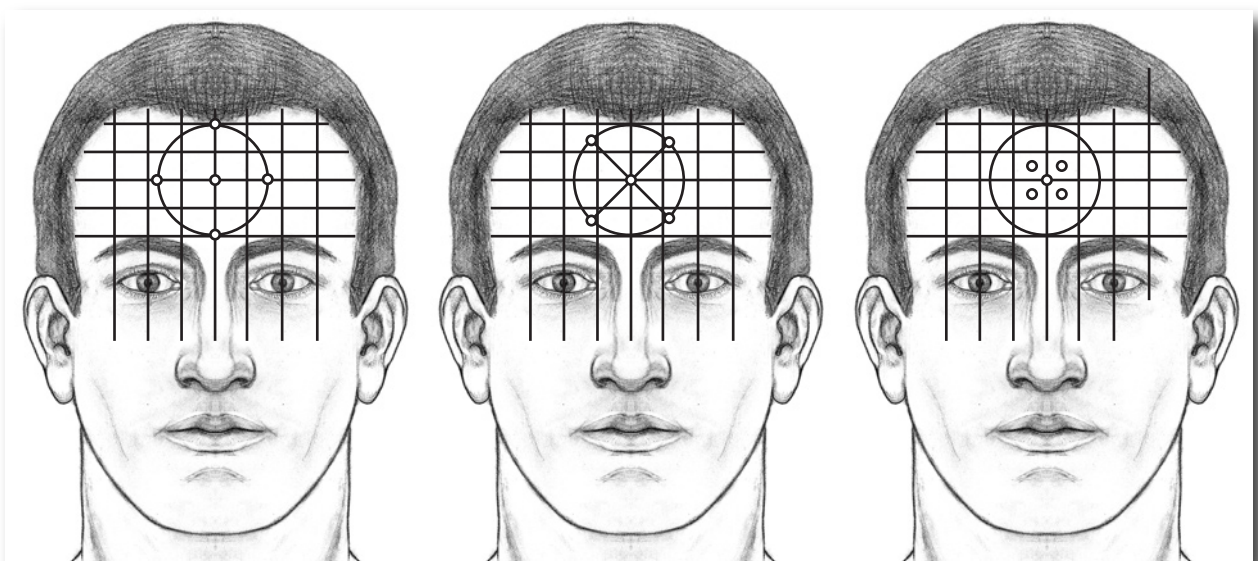
## THE PRINCIPLE OF FEAR IN THE ESOGETIC PAIN CLOCK



We have the 8 points of the directions of energy flow at the edge of the pain clock. Then we have the centerpoint of the circle and the 4 points of the square of the spirit, which is projecting itself around the center.

That gives us three different reflex areas that may be treated together or separately.

It is unusual that compared to other systems the reflection of the spirit towards the soul and the body goes from the outside towards the inside.



Spirit

Soul

Body



Here the spirit principle is symbolizing “God’s crucifixion” in space and time.

The diagonals correspond to the soul, which is transporting the information of the spirit towards the inside, towards the square of the body, which is created by the spirit.

If you are treating yourself with this at home, you should apply these three levels separately on three consecutive days. Especially, if you are working with Colorpuncture.

On the fourth day all the points can be treated in the sequence spirit - soul - body. That should be done twice weekly (all points), treating yourself.

### **TREATMENT SEQUENCE AT HOME ON THREE SEPARATE DAYS:**

#### **Spirit:**

1. Massage of all points with the Information-Energy-Reflector
2. Colorpuncture
  1. Midpoint ..... Rose
  2. Point top ..... Beta/Crimson
  3. Point bottom ..... Delta/Lightgreen
  4. Point right ..... Alpha/Turquoise
  5. Point left ..... Theta/Rose

#### **Soul:**

1. Massage of all points with the Information-Energy-Reflector
2. Colorpuncture
  1. Midpoint ..... Rose
  2. Point left top ..... Beta/Crimson
  3. Point right bottom ..... Delta/Lightgreen
  4. Point right top ..... Alpha/Turquoise
  5. Point left bottom ..... Theta/Rose

#### **Body:**

1. Massage of all points with the Information-Energy-Reflector
2. Colorpuncture
  1. Midpoint ..... Rose
  2. Point left top ..... Beta/Crimson
  3. Point right bottom ..... Delta/Lightgreen
  4. Point right top ..... Alpha/Turquoise
  5. Point left bottom ..... Theta/Rose

**It is also an option to give these sequences to the patient for home treatment with the Information Energy Reflector.**





## **TREATMENT SEQUENCE AT THE OFFICE ON THREE CONSECUTIVE DAYS:**

If we are conducting this treatment at the office, we are always combining acupuncture/piezoelectric impulses with the point rhythms.

The midpoint with Gamma/UV is added, and not all three levels are treated with the rhythms, as previously mentioned.

During the first appointment the spirit is treated with the rhythms and then the two other levels are treated with Colorpuncture only.

On the second visit the soul is treated with the rhythms and then the other two levels are addressed with Colorpuncture.

During the third consultation the body is treated with the rhythms and the two other levels are treated with Colorpuncture.

At the office we are also using the combination with the navel rhombus, which we are treating with rhythms and color as well.

### **Spirit**

1. Acupuncture/piezoelectric impulses (at the office) or massage with the Information-Energy-Reflector
1. Induction (at the office) and Colorpuncture
  1. Midpoint ..... Gamma/UV  
Afterwards
  2. Point top ..... Beta/Crimson
  3. Point bottom ..... Delta/Lightgreen
  4. Point right ..... Alpha/Turquoise
  5. Point left ..... Theta/Rose

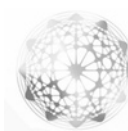
### **Soul**

1. Acupuncture/piezoelectric impulses (at the office) or massage with the Information-Energy-Reflector
1. Induction (at the office) and Colorpuncture
  1. Midpoint ..... Gamma/UV  
Afterwards
  2. Point left top ..... Beta/Crimson
  3. Point right bottom ..... Delta/Lightgreen
  4. Point right top ..... Alpha/Turquoise
  5. Point left bottom ..... Theta/Rose



**Body**

1. Acupuncture/piezoelectric impulses (at the office) or massage with the Information-Energy-Reflector
1. Induction (at the office) and Colorpuncture
  1. Midpoint ..... Gamma/UV Afterwards
  2. Point left top ..... Beta/Crimson
  - 3 .Point right bottom ..... Delta/Lightgreen
  4. Point right top ..... Alpha/Turquoise
  5. Point left bottom..... Theta/Rose



I would like to show you another approach that results from our experiences at the office.

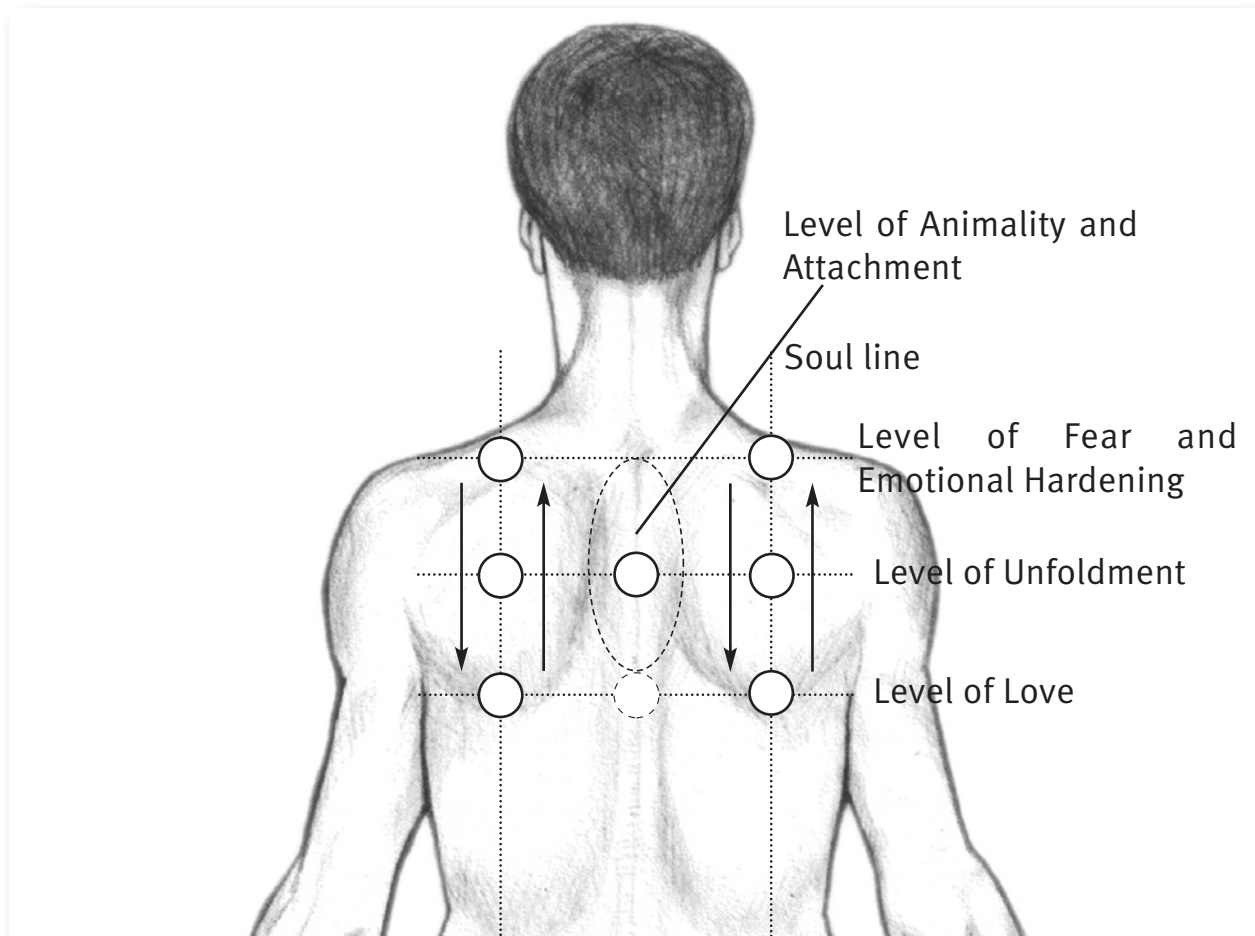
**Right now we are talking about the zones of love and fear.**

This treatment is also touching the two pillars of our life and is designed to connect them with each other. When “love and fear” are approaching each other, it results in “freedom” in this dimension. As there always are three influential aspects on our level of life, and the third aspect is always found in the middle, that is where we should try to establish “our place” (meaning the middle of life). As we all know that is not so easy, because we often play favorites, emphasizing one side or the other. If we approach the principle “love” too closely, we shall burn; in the cold world of fear we shall freeze. Only in the middle between the poles is it possible to be free or to become free. Therefore the following treatment should also be used.

Let us have a look at these three levels.



## THE LEVELS OF LOVE, UNFOLDMENT AND FEAR - BACK



We find the points of love exactly at the tips of the shoulderblades, and where their horizontal connection crosses the spine we find the “Point of Love”.

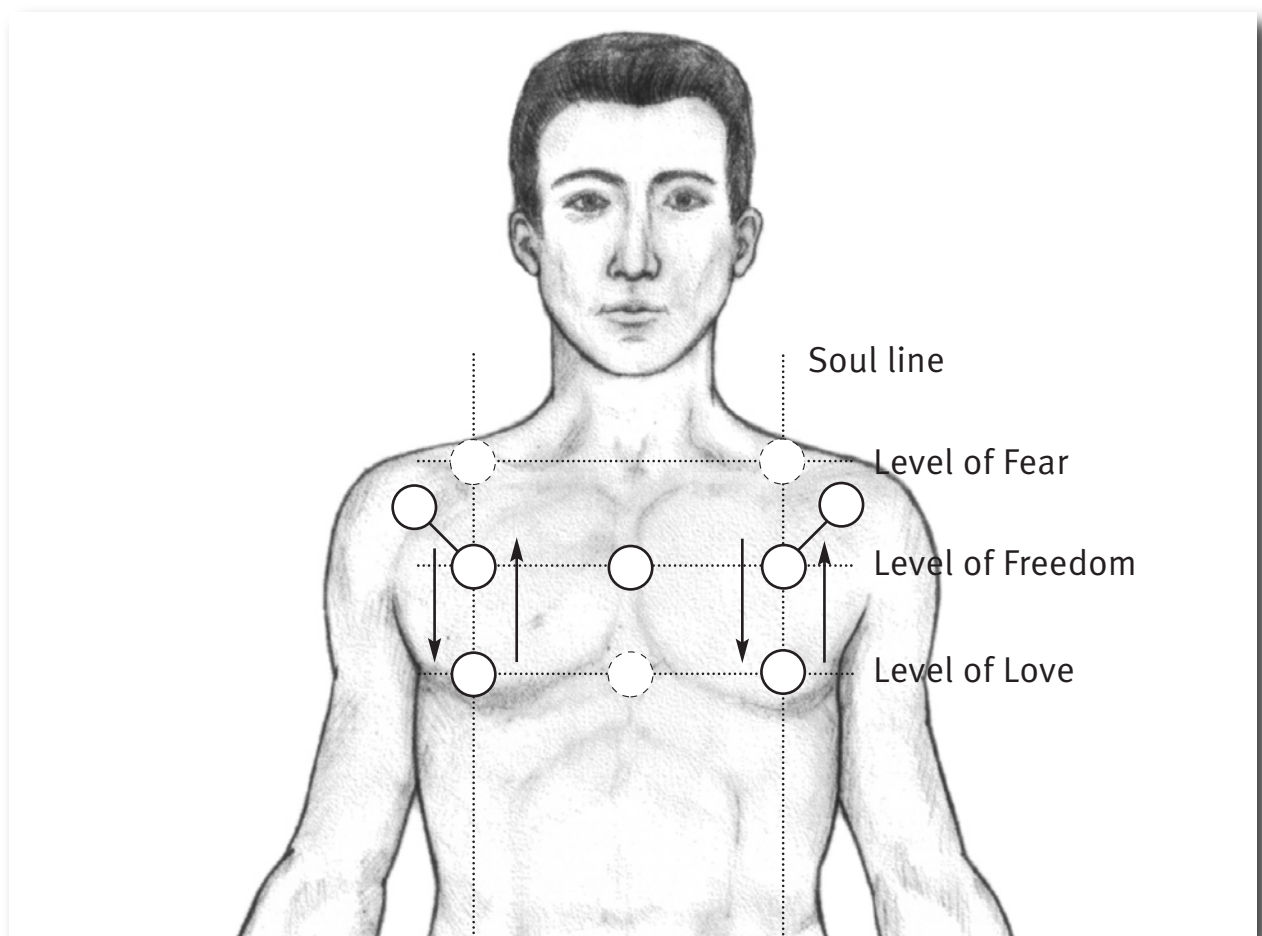
The second level corresponds to “unfoldment/development”. Only when you are close to love, can you unfold.

Directly at the shoulders we find the third level; there is another center of fear. In the segment view this zone relates to the tonsils on the right and left side; they always react, when fears and stress are dominant in a person’s life. Therefore the anamnesis often shows tonsil surgery in childhood, usually at age 6,9 or 12.

In the front of the body the zones are projecting exactly opposite to the back locations.



## THE LEVELS OF LOVE, FREEDOM AND FEAR - FRONT



The human chest symbolizes the caring, giving, loving principle. Especially the female breast is primary in the symbolism.

The level of love is exactly opposite the tips of the shoulder blades

The Point of Love on the spine shows right on the sternum in the front.

The level of freedom extends across the middle of the chest. Free breath, free view and being upright are the symbols of these zones.

Obliquely below the shoulder joint, at the attachment of the biceps tendon, we are encountering the zone of fear, which has a reflex connection with the knee joints (fear paralyzes the step forward).

**The dotted points in the diagram in the front at the shoulder level are ignored in this treatment.** We would recommend to apply a couple of drops of the Esogetic Wildcrafted herbal oil<sup>relax</sup> to these zones at night, if you are using this treatment as described.



Freedom (front) and Unfoldment (back) are dependent on each other. We have observed that the points in the back should be treated first. This is where the person is bending over under the burden that he usually has placed voluntarily on himself. If we want to unfold, we have to be able to stand upright.

That opens the thoracic area and we are able to take a free breath.

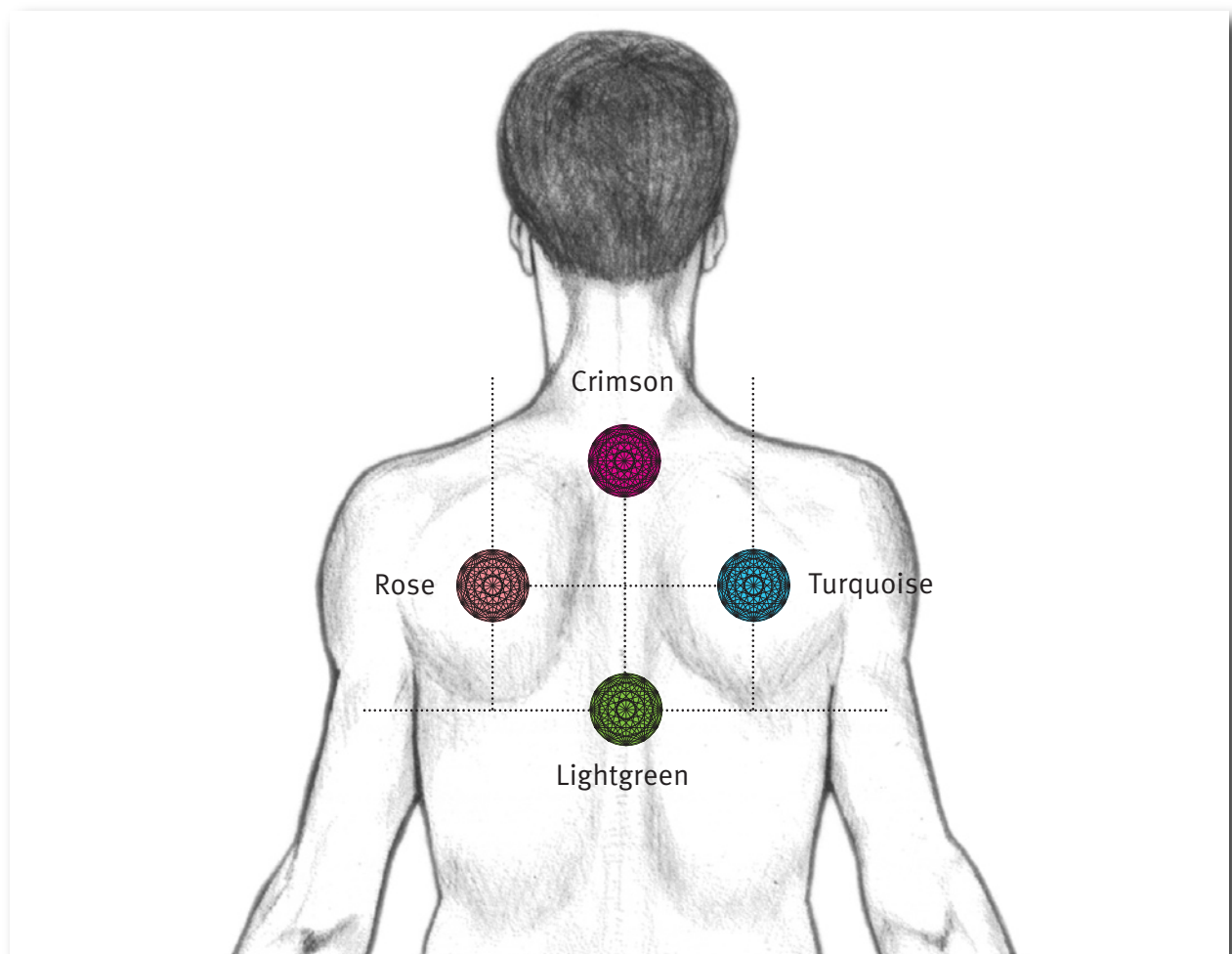
### Treatment sequence back

1. Acupuncture/piezoelectric impulses
2. Midpoint ..... Dark Gray
3. Unfoldment right ..... Medium Gray
4. Unfoldment left ..... Light Gray

### Induction and Colorpuncture

1. Midpoint ..... Gamma/UV
2. Right top (TW 15) ..... Beta/Crimson
3. Left bottom ..... Delta/Lightgreen
4. Left top ..... Alpha/Turquoise
5. Right bottom ..... Theta/Rose

After the treatment the patient should rest, and we are supporting that by applying the facetted crystals of the soul-spirit colors to these positions:



1. Directly below the 7th cervical vertebra ..... Crimson
2. At the level of the tips of the shoulderblades on the spine ..... Lightgreen
3. At the center of the right scapula. .... Turquoise
4. At the center of the left scapula ..... Rose

The application should last 10 minutes and reactions do not need to be balanced.

The treatment is completed by the removal of the crystals from their positions.

As this treatment is usually successful, the points of the thoracic area are not treated. If there is a severe ailment, however, then we treat these points at a different appointment as well. In that case the treatment in the back should not evoke any reactions.

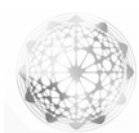
To give you the complete protocol, here is the sequence of the points in the front.

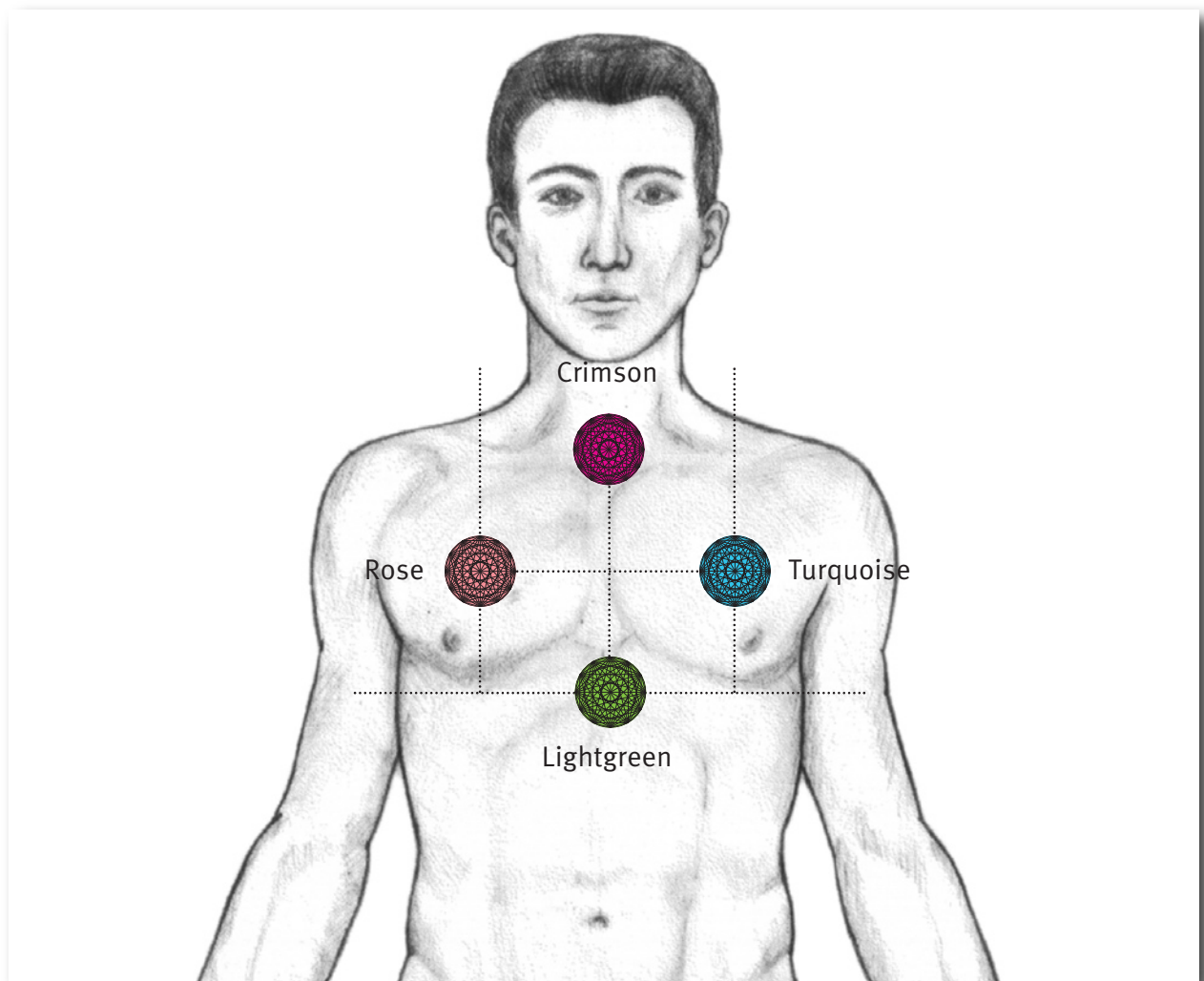
### **Treatment sequence front**

1. Acupuncture/piezoelectric impulses
2. Colorpuncture
  1. Midpoint sternum ..... Dark Gray
  2. Horizontal point left ..... Medium Gray
  3. Horizontal point right ..... Light Gray

### **Induction and Colorpuncture**

1. Midpoint sternum ..... Gamma/UV
2. Point level of fear left ..... Beta/Crimson
3. Point right bottom ..... Delta/Lightgreen
4. Point right top ..... Alpha/Turquoise
5. Point left bottom ..... Theta/Rose





That completes the treatment.

This treatment is not used very frequently, because the posterior points tend to react really well.

There are so many ways by now to deal with the internal fear.


I am also thinking of induction therapy, which may be used by anybody daily.  
Especially the programs Rest 1 + 2 or the Power nap and also the Gamma 40 program.

Many options to free oneself internally and stay liberated.





I am thinking of some simple options like for instance the self-treatment with our familiar therapeutic tools - especially the “Dream Disk” (Disk of Light), the “Disk of Signs “ or the “Disk of Elements”. Just have a look at the brochures, which offer quite a few combinations.



Disk of Light

Disk of Signs

Disk of Elements

And thus I am returning at the end of this letter to King Solomon’s wisdom once again:

**“So, if there is a true emergency, when there is nearly no more reason for joy, the example of King Solomon should be recalled. He had a ring on his finger, which was engraved on the inside, so that nobody could read it. When the King was up against the wall or faced with a problem that did not seem to have a solution, he took the ring of his finger and read the inscription:**

**This too shall pass.”**

In this spirit until next time,

cordially

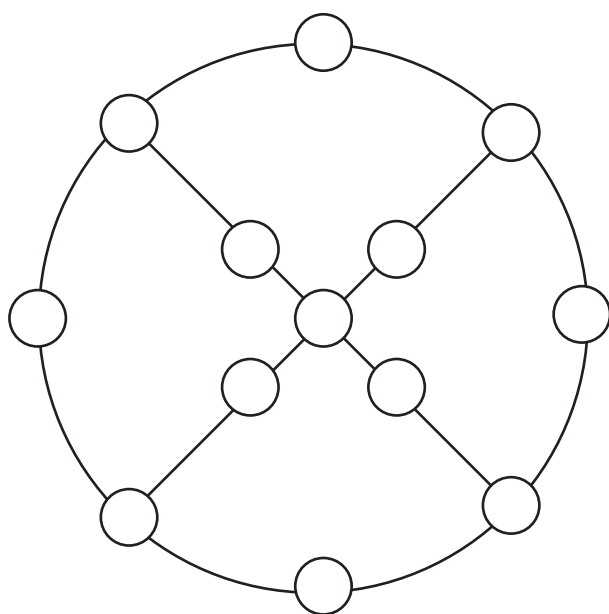
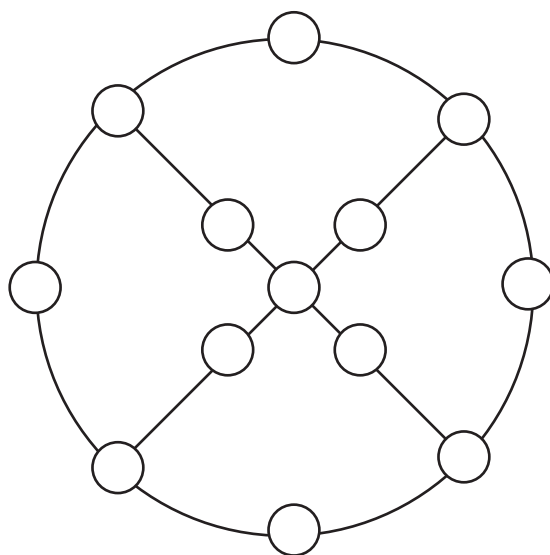
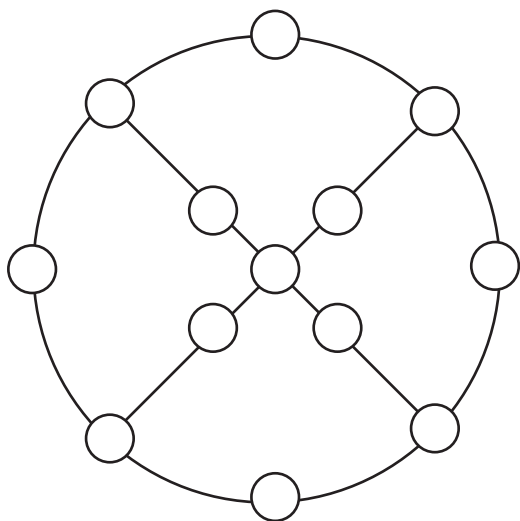
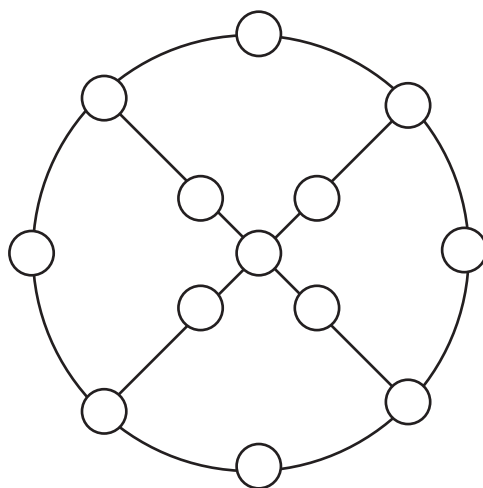
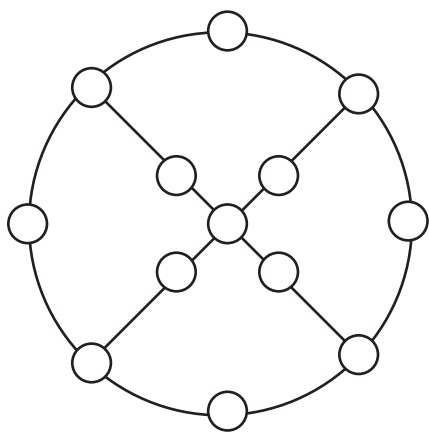
*Peter Mandel*



# **APPENDIX**

## **THERAPY PATTERNS**





ESOGETICS GmbH

D-76646 Bruchsal • Hildastr. 8 • Tel +49 (0)7251 8001-0 • Fax +49 (0)7251 8001-55  
info-de@esogetics.com • www.esogetics.com  
Niederlassung: CH-6003 Luzern • Hirschmattstr. 16 • Tel +41 (0)41 4205836 • Fax +41 (0)41 4205936  
info-ch@esogetics.com • www.esogetics.com



### **FACETTED CRYSTALS SOUL-SPIRIT-COLORS**

Art no. **1820**



### **THE DISK OF THE EARTH**

Art no. **1971**



### **INFORMATION ENERGY REFLECTOR**

Art no. **1991**



### **COLORPUNCTURE PERLUX PF-450**

Art no. **2200**



### **SYNAPSIS HOME 2**

Art no. **4500**



### **ESOGETIC WILDCRAFTED OIL RELAX**

Art no. **5000**

Please find our products at **shop.esogetics.com**