

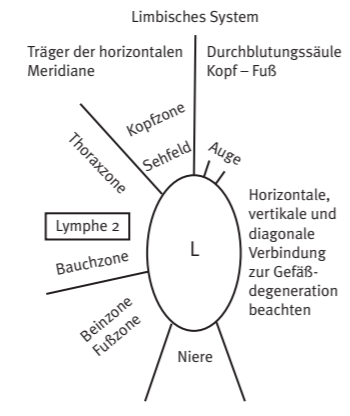
Topografie

Energetische Terminalpunkt-Diagnose

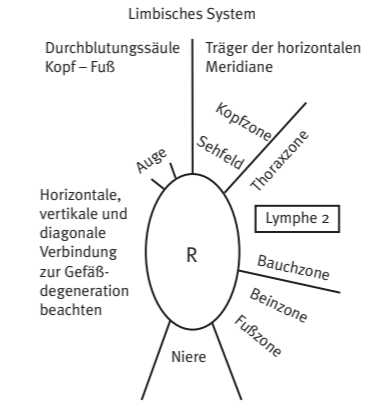
Yang

Yin

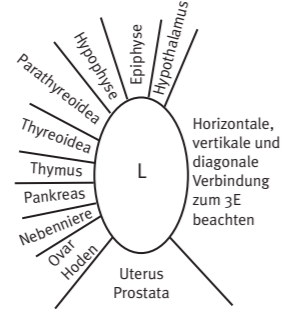
Gefäßdegeneration – KS



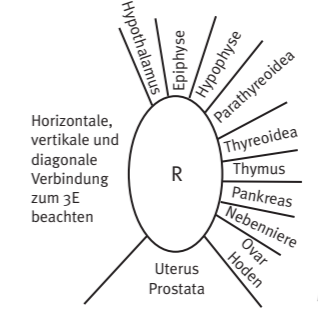
KS – Gefäßdegeneration



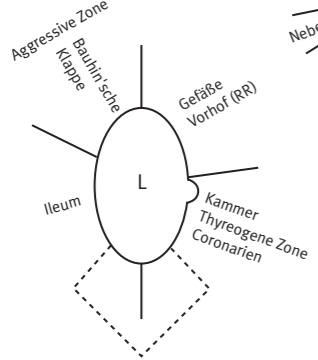
3E – Psyche



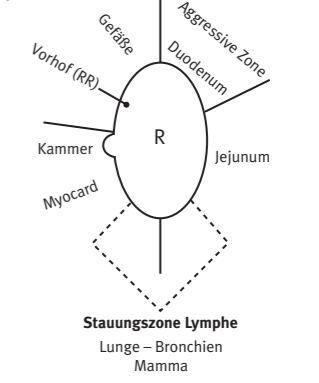
Psyche – 3E



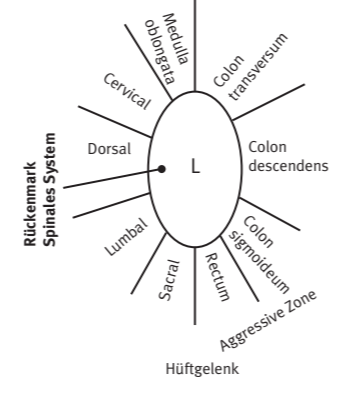
Dünndarm – Herz



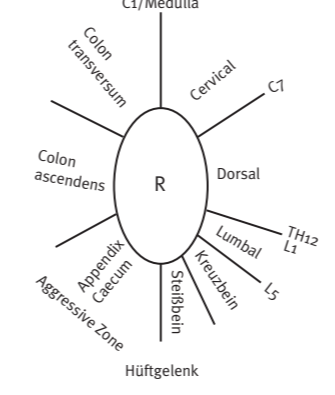
Herz – Dünndarm



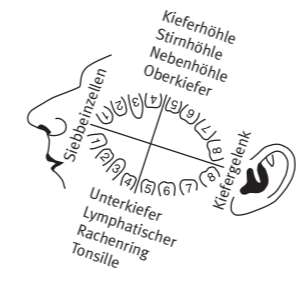
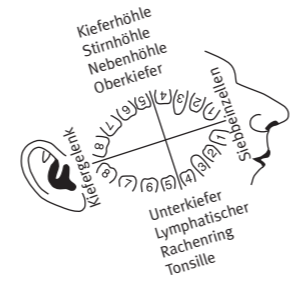
Nervendegeneration – Dickdarm



Dickdarm – Nervendegeneration



Fokale Intoxikation



Energie-Organ-Beziehung

Linie: Zwerchfell – Oberer Nierenpol

Infoschranke TH8

Mittlere Energieturbulenz

